


## Key Performance Features

- Air Cooled Design
- 150-600V DC Bus
- IP65 Rating
- CAN Interface
- Fixed Flow / Constant Speed
- Proven Gear Pump Design
- -30C to 40C Rated Temp

## Applications

- Power Assisted Steering
- Power Assisted Hydraulic Brakes
- Lubrication / Cooling Oil



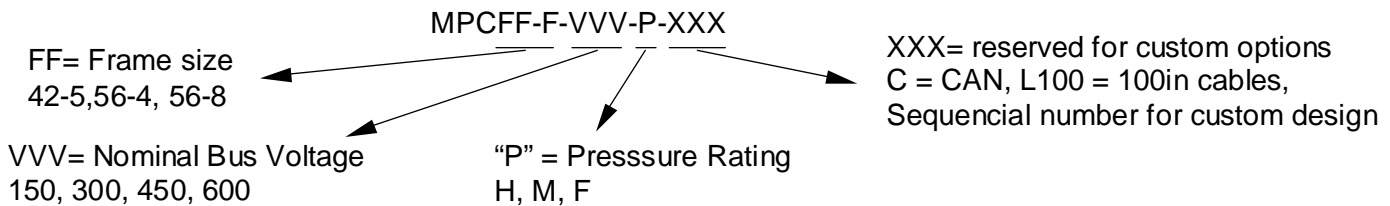
**MPC/MP** BRUSHLESS  
HYDRAULIC  
POWER UNIT

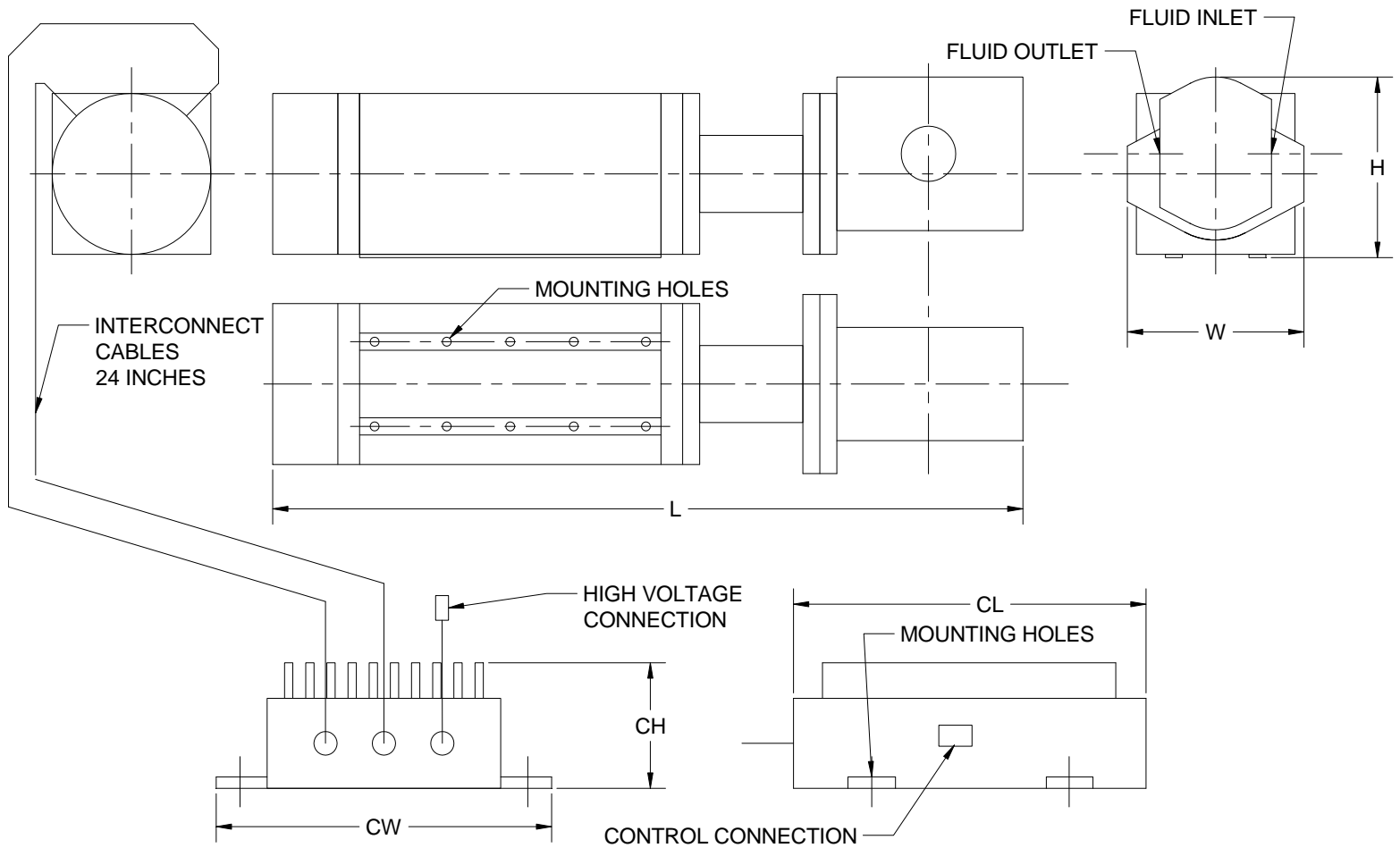
## System Characteristics

System Designation	"VVV" (Nominal Bus Voltage)	Peak Current	"P" Pressure Rating			Power (kw)	
			"H"=275bar	"M"=150bar	"F"=40bar	Cont	Peak
			Flow (L/min)				
MPC42-5-"VVV"-“P”-XXX	150	13	2.7	4.0	17.7	0.8	1.6
	300	13	5.3	9.9	34.0	1.4	3.2
	450, 600	10	8.6	15.8	40.3	3.5	6.0
MPC56-4-"VVV"-“P”-XXX	150	15.5	5.4	8.6	25.6	1.1	3.2
	300	24.8	8.6	15.8	40.3	2.1	5.1
	450, 600	28.8	8.7	18.3	50.3	2.7	6.0
MPC56-8-"VVV"-“P”-XXX	150	23	4.0	7.8	30.4	1.3	2.6
	300	23	8.5	15.8	40.2	1.7	5.2
	450	26	13.3	26.7	62.8	2.5	8.7
	600	25	18.2	30.5	87.0	3.1	10.9

Note: Systems are rated for 5:1 ratio of continuous power operation to peak power operation in a duty cycle.

## How to order:





## Dimensions

Frame Sz	L	H	W	Weight	CL	CH	CW
42-5	19 3/8"	4 7/8"	4 7/8"	46#	9 5/8"	4 7/8"	8"
56-4	20 1/2"	5 13/16"	4 13/16"	63#			
56-8	24 1/2"	5 13/16"	4 13/16"	81#			

## Connections

Control Connector: Deutsch Receptacle DT-04-6P-CL09, Pin 1: Enable 12V, Pin 2: 12V return, Pin 3: Fault Output Positive, Pin 4: Fault output Return / CAN ground, Pin 5 CAN hi, Pin 6: CAN low  
Possible Mate: DT06-6S-PO12

HV Input Connector: Deutsch Connector DTP04-2P, Pin 1: HV in, Pin 2: HV Neg, Possible Mate: DTP 06-2S  
Cable jacket is Orange, Cable jacket is suitable for under vehicle applications.

Fluid connections are SAE J1926/1 (ISO 11926-1) Threaded Port With O-Ring Seal, Inlet: 1 1/16-12, Outlet: 7/8-14  
Interconnect cables are suitable for under vehicle applications.

## Fluid Data

Mineral oil based hydraulic fluid with good anti-wear, anti-foaming (rapid de-aeration), antioxidant, anti-corrosion and lubrication properties. Fluids should comply with DIN 51525 and VDMA 24317 standards and get thru the 11th stage of FZG test.

The fluid operating temperature should be between -10C and 80C.

The Fluid Kinematic viscosity should be 10-100cSt (6-500cSt is allowed but outside of the performance curves.).

**Magmotor Technologies Inc. 100 Hartwell Street, West Boylston, MA 01583, 508-835-4305,**